



NORTH CAROLINA

Department of Transportation



Infrastructure Investment and Jobs Act (IIJA)

BIPARTISAN INFRASTRUCTURE LAW



Joint Legislative Transportation Oversight Committee

H. Tasaico, PE

April 7, 2002

Outline

- Mini Federal Funding Overview
- New Legislation
 - Highlights
 - Major Divisions (emphasis on Division H)
 - High Level Program Overview
- Federal Outlook

Federal Aid Overview

Purpose of Authorization Act

- Authorizes programs
- Sets program-specific requirements
- Authorizes “funds” (line of credit)
- Specifies fund characteristics (formula, match, etc.)
- Typically covers multiple years

Reimbursement Program

Tied to specific systems - 25% of NC mileage eligible

Authorizations – set upper limit of funding

Apportionment (all states) – statutory formula distribution to states

Allocation (not all states) – administrative distribution to specific programs

Obligation – commitment to reimburse states for eligible costs

Infrastructure Investment and Jobs Act

One Hundred Seventeenth Congress of the United States of America

AT THE FIRST SESSION

*Begun and held at the City of Washington on Sunday,
the third day of January, two thousand and twenty-one*

An Act

To authorize funds for Federal-aid highways, highway safety programs, and transit programs, and for other purposes.

*Be it enacted by the Senate and House of Representatives of
the United States of America in Congress assembled,*

SECTION 1. SHORT TITLE; TABLE OF CONTENTS.

(a) SHORT TITLE.—This Act may be cited as the “Infrastructure Investment and Jobs Act”.

(b) TABLE OF CONTENTS.—The table of contents for this Act is as follows:

- Effective
 - November 15, 2021
- Public Law 117-58
 - 1,039 pages
- First Bill
 - Surface transportation reauthorization and
 - Infrastructure Legislation
- Total ~\$1 trillion
 - 2022 to 2026
- Funding
 - \$118B GF Transfer
 - Advance Appropriations

IIJA Law– Major Divisions

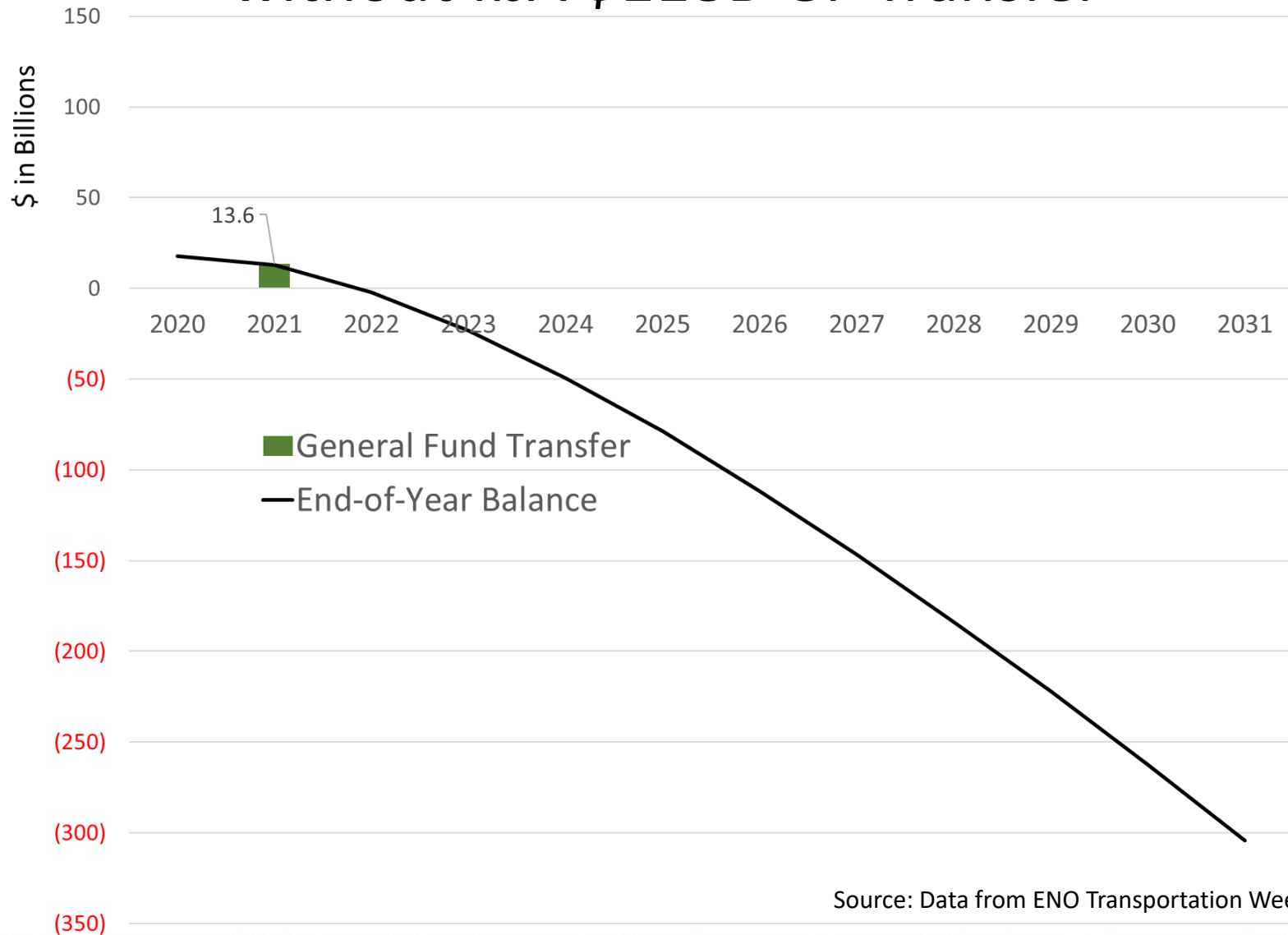
- A. Surface Transportation
 - Highways, Climate Change, Financing, Research
- B. Surface Transportation Investment Act of 201
 - Multi-modal, Freight, Motor Vehicle Safety
- C. Transit
- D. Energy
- E. Drinking Water and Wastewater Infrastructure
- F. Broadband
- G. Other Authorizations
- H. Revenue Provisions
- I. Other Matters
- J. Appropriations
- K. Minority Business Development

IIJA Law – Division H Revenue Projections

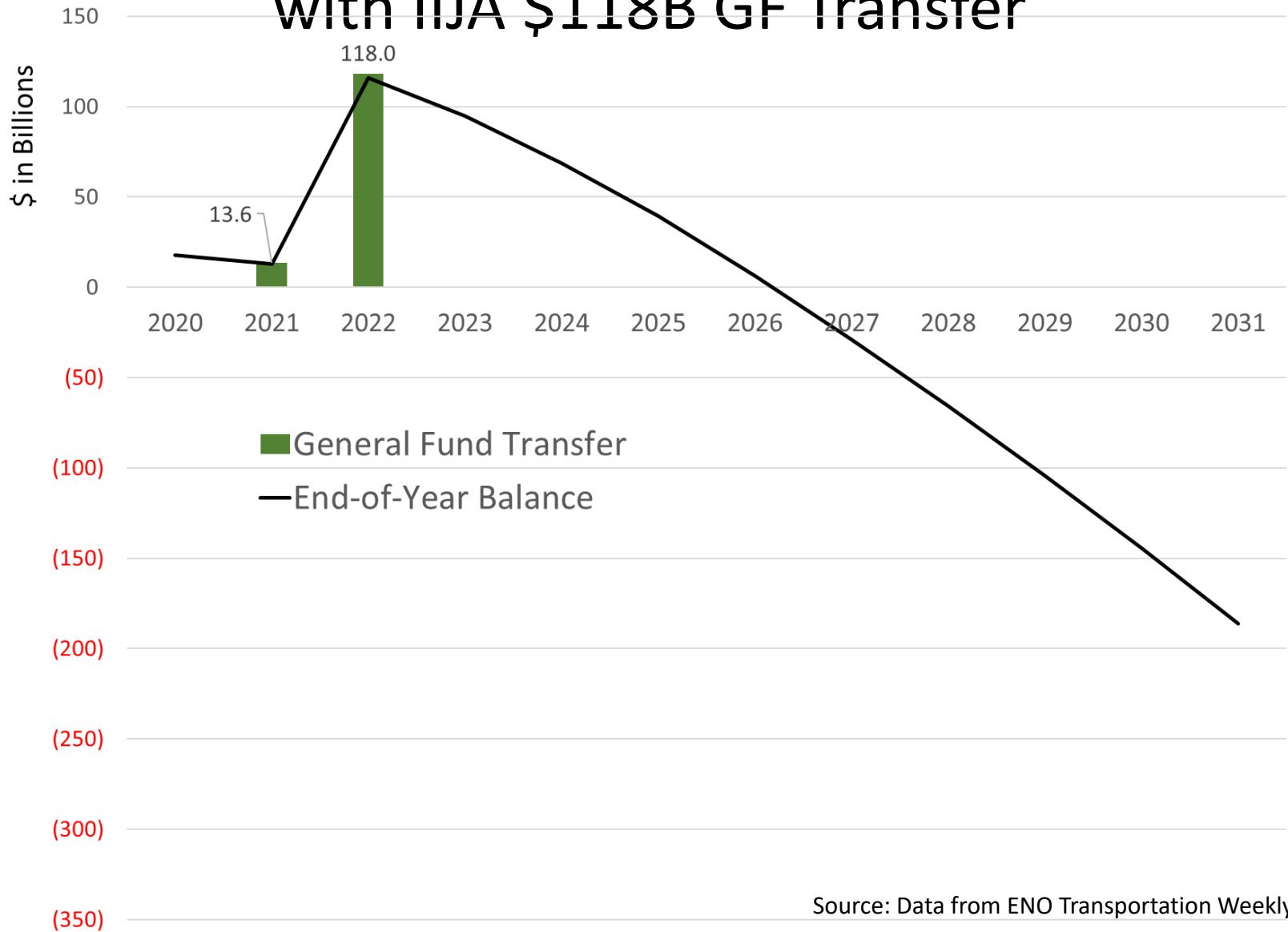
Title I – Highway Trust Fund

- Authorizes expenditures through 10/1/2026
- Authorizes collection of receipts taxes until 9/30/2028
- Transfer \$90B to Highway Account
- Transfer \$28B to Mass Transit Account

Estimated Combined HTF Year-end Balance without IJA \$118B GF Transfer



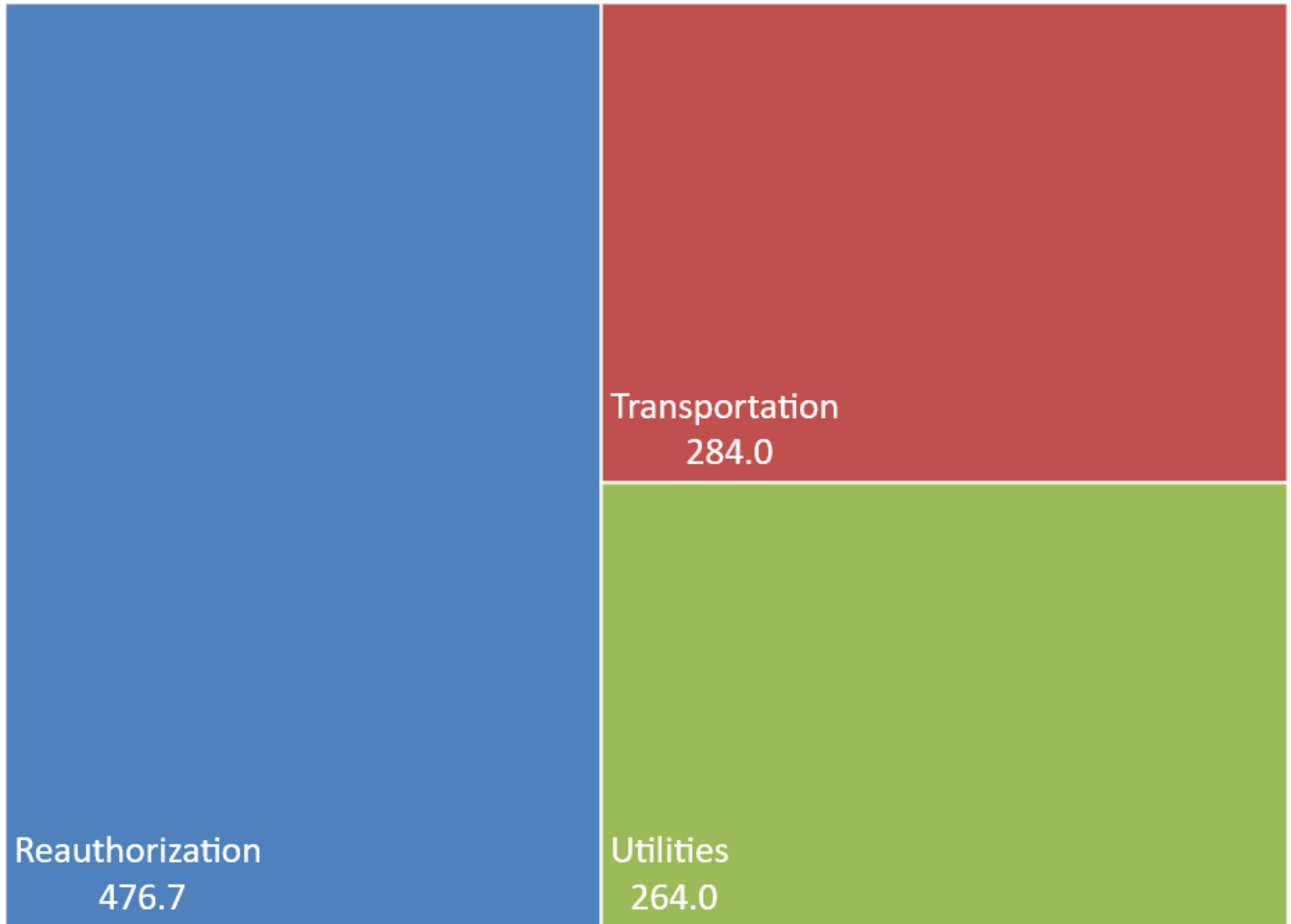
Estimated Combined HTF Year-end Balance with IJJA \$118B GF Transfer



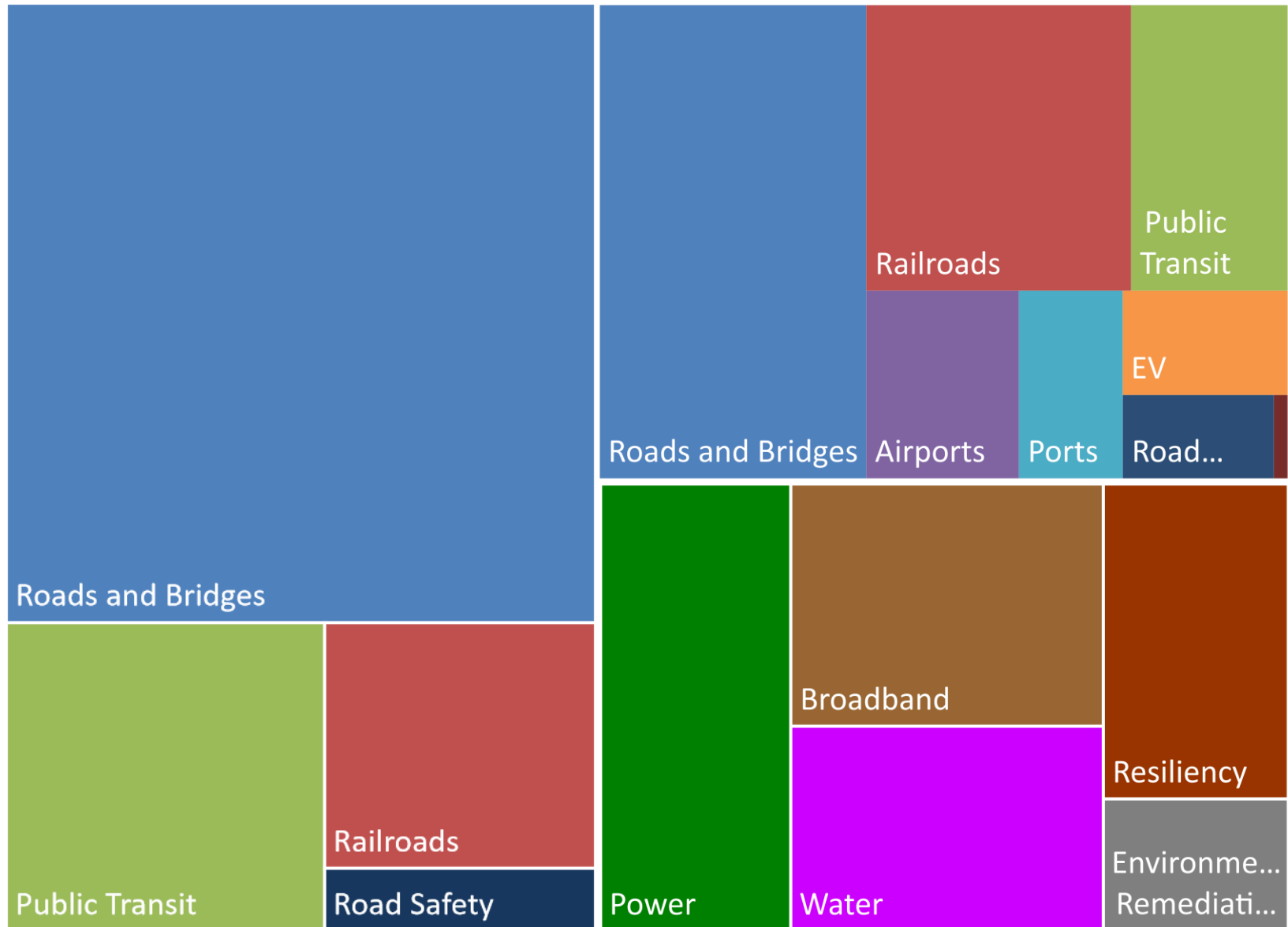
IIJA ~ 1 Trillion Dollars (over 5 Years)

1 Trillion = 1,000,000,000,000 or 1E12

Total IIJA ~\$1 Trillion - FFY 22-26



Total IIJA Breakdown ~\$1 Trillion - FFY 22-26



Includes \$567.1 B (All DOT Modes) Over FY 22-26

Program	Contract Authority (CA) (\$ B, FY 22-26)	Advance appropriations (\$ B, FY 22-26)
Federal Aviation Administration	---	25.0
Federal Highway Administration	303.5	47.3
Federal Motor Carrier Safety Administration	4.5	0.7
Federal Railroad Administration / Amtrak	---	66.0
Federal Transit Administration	69.9	21.3
Maritime Administration	---	2.3
National Highway Traffic Safety Administration	5.1	1.6
Office of the Secretary	---	19.0
Pipeline & Hazardous Materials Safety Admin.	---	1.0
Total	383.0	184.1

Note: Table does not include amounts that BIL authorizes subject to [future] appropriation

Involves Other Federal Agencies

- U.S. Department of Agriculture
- U.S. Department of Commerce
- U.S. Department of Energy
- U.S. Department of Homeland Security
- U.S. Department of the Interior
- U.S. Environmental Protection Agency
- U.S. Department of Health and Human Services

In-house preliminary estimate ~\$230B in grants

Funding Available to a Range of Recipients

Program Examples	State	MPO	Local	Tribe	PA*	Territory	FLMA*
Apportioned programs (formula)	✓						
Bridge Program (formula)	✓			✓			
National Electric Vehicle Formula Program	✓		✓				
Safe Streets and Roads for All program		✓	✓	✓			
PROTECT Grants (discretionary)	✓	✓	✓	✓	✓		✓
Charging and Fueling Infrastructure Program	✓	✓	✓	✓	✓	✓	
Congestion Relief Program	✓	✓	✓				
Bridge Investment Program (discretionary)	✓	✓	✓	✓	✓		✓
Reconnecting Communities Pilot Program	✓	✓	✓	✓			
Rural Surface Transportation Grants	✓		✓	✓			
INFRA	✓	✓	✓	✓	✓		✓
Nat'l Infra. Project Assistance	✓	✓	✓	✓	✓		
Local and Regional Project Assistance	✓	✓	✓	✓	✓	✓	

Note: This table does not include all BIL programs or eligible entities, and there are additional nuances not represented in this table. Additional programmatic information is provided in later slides. FHWA will administer most, but not all, programs listed.

* "PA" means a special purpose district or public authority with a transportation function; FLMA means Federal Land Management Agency

FFY 2022 IJA Summary

Infrastructure Bill (2022 to 2026)

- IJA Signed into Law November 15/2021
- Reauthorization + Infrastructure

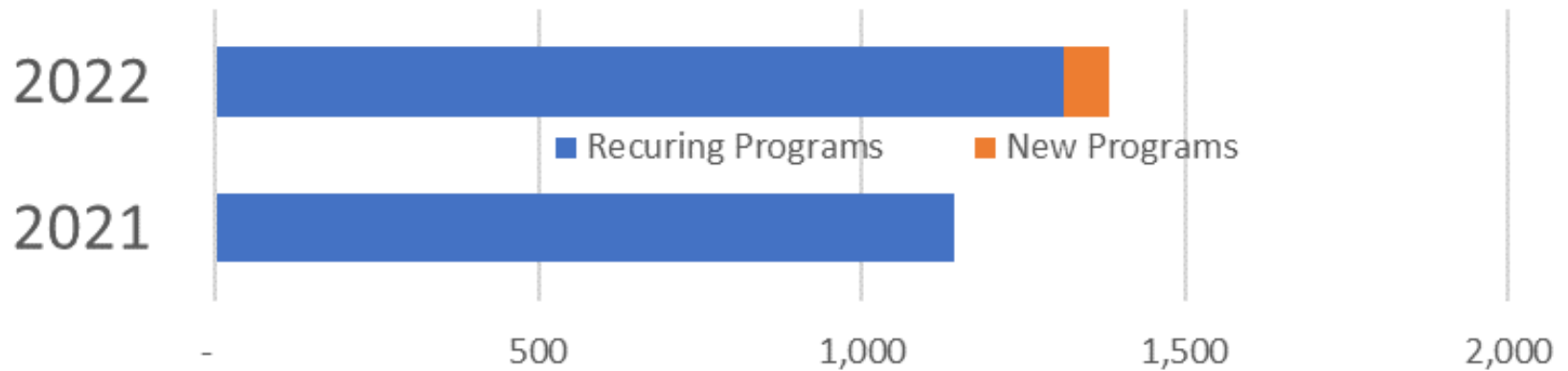
Apportionment Notices - Full FFY 2022 (NC Portion FFY 2022)

- \$52.5B Recurring and New Programs (\$1,381.7M)
- \$5.5B Formula Bridge Program (\$91.3M)
- \$250M Appalachian Development Funds (\$16.1M)
- \$5.0B Formula EV Program (\$16.1M)

Obligation Authority Notices - Full FFY 2022 (NC Portion FFY 2022)

- \$57.4B total per IJA Section 11102
- \$17.9B total per 3rd Continuing Resolution (\$377.8M)
- April 1 – Notice N4520.274
 - \$46.4B OA to a states (\$1.241B)

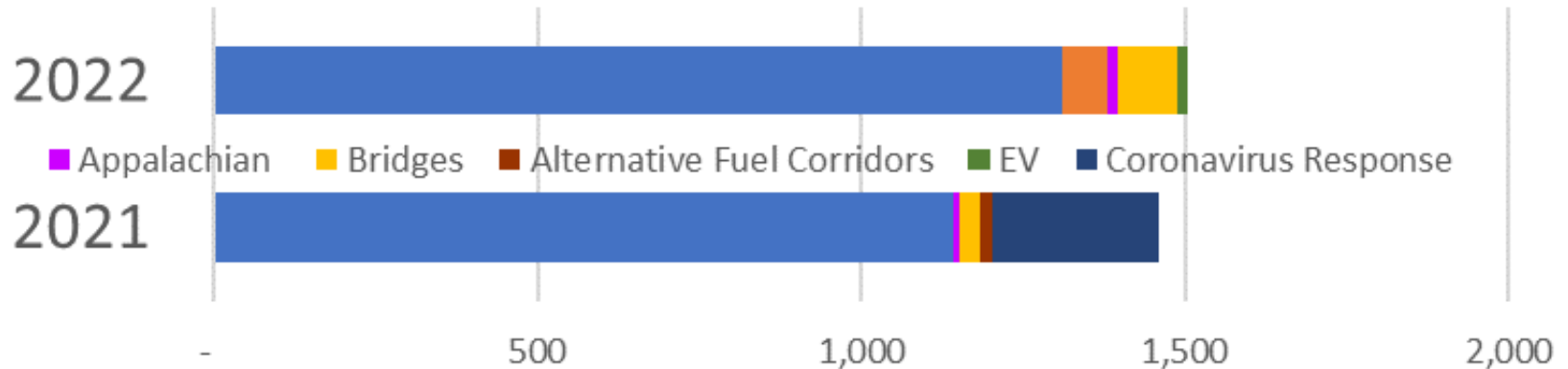
FFY 2022 IJA Apportionment* Comparison (\$M)



All Figures shown in \$Millions	2021	2022	% Change
National Highway Performance Program	647.1	757.4	17.0%
Surface Transportation Block Grant Program	323.7	368.5	13.8%
Highway Safety Improvement Program	63.6	78.6	23.6%
Railway- Highway Crossings Program	7.2	7.3	0.4%
Congestion Mitigation & Air Quality Improvement	54.6	55.8	2.2%
Metropolitan Planning	6.2	7.7	23.1%
National Highway Freight Program	39.3	36.2	(7.9%)
Carbon Reduction Program	-	32.9	0.0%
PROTECT Formula Program	-	37.4	0.0%
Total	1,141.7	1,381.7	21.0%

* Reauthorization Programs

FFY 2022 IJA Apportionment* Comparison (\$M)

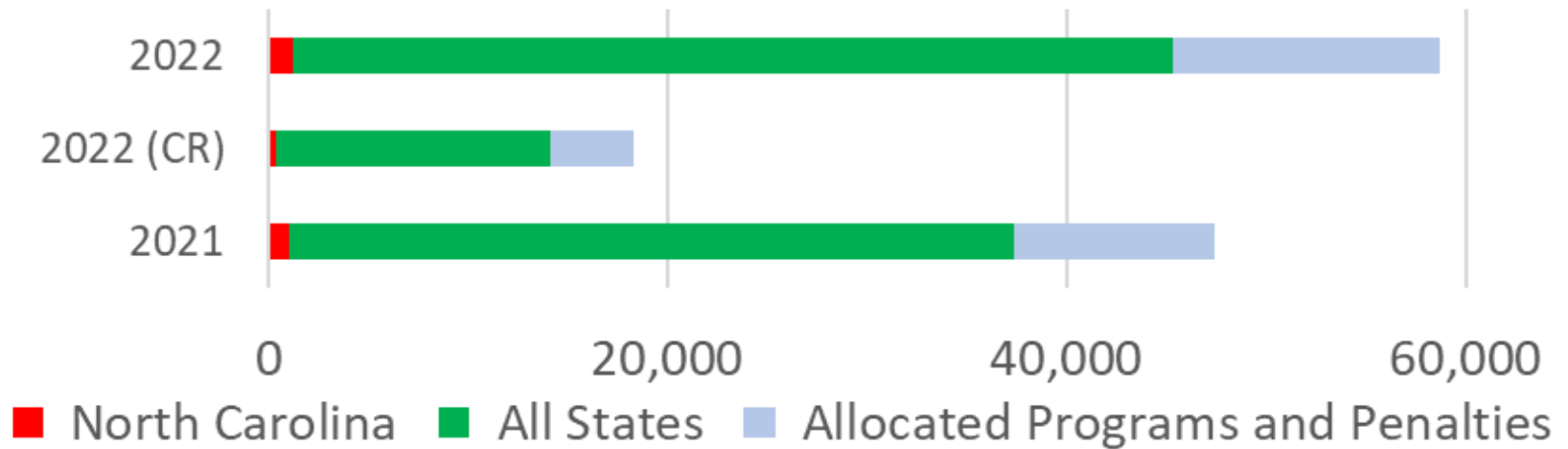


All Figures shown in \$Millions		2021	2022
Contract Authority			
Recurring Programs		1,141.7	1,311.5
New Programs		-	70.2
General Fund			
Appalachian		10.9	16.1
Bridges		32.1	91.4
Alternative Fuel Corridors		16.9	-
EV		-	16.1
Coronavirus Response		258.7	-
	Total	1,460.4	1,505.4

Note: Based on FHWA notices to date. Ferries is missing.

*Formula Programs

FFY 2022 IIJA Obligation Authority * Comparison (\$M)



All Figures shown in \$Millions	2021	2022 (CR)	2022
North Carolina	996	378	1,213**
All States	36,383	13,732	44,065**
Allocated Programs and Penalties	9,982	4,179	13,408**
Total	46,365	17,911	57,473

*Reauthorization Programs

**All figures are estimates except Total

Federal Outlook

Immediate (< 1 year)

- ✓ FFY 2022 Appropriation (and Obligation Authority notice)
- August Redistribution

Near Term (5 Year)

- New Programs Implementation
- Navigating Grants

Mid Term (>5 Years)

- Revenue Assumptions

USDOT IIGA References

White House Website

<https://www.whitehouse.gov/build/>

FHWA Website

<https://www.fhwa.dot.gov/bipartisan-infrastructure-law/>

FTA Website

<https://www.transit.dot.gov/BID>